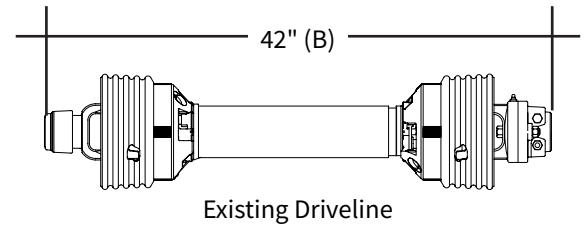
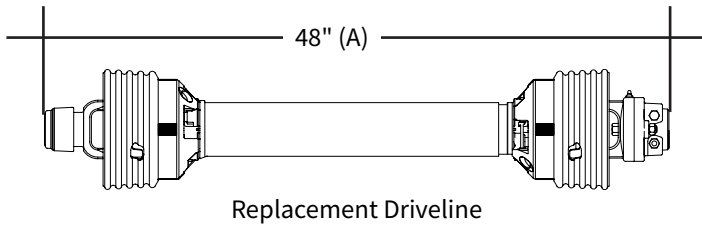



# Tri-Lobe PTO Shaft Length Adjustments



**Example:** If your replacement driveline overall length dimension is 48" (See A), and your existing overall driveline length dimension is 42" (See B), the amount to shorten EACH driveline half would be 6 inches. Your driveline is now ready to reassemble and use.



Remove guard and separate driveline halves. Shorten guard halves, pic. 1) and profile tube halves pic. 2) to required length.



Round off all sharp edges and remove burrs.



Thoroughly grease sliding profiles.



Reassemble guard halves. Both profile tubes should extend 40-mm (1.58") beyond the end of the guard tubes.



Reassemble driveline halves together making sure they slide (telescope) easily and ensure guards rotate freely on yokes.