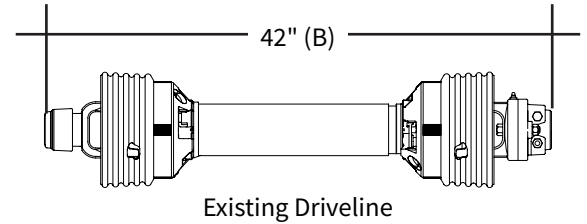
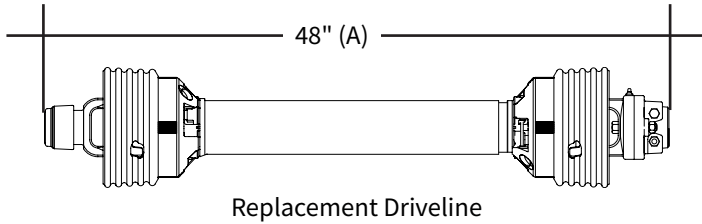



Tri-Lobe PTO Shaft Length Adjustments



Example: If your replacement driveline overall length dimension is 48" (See A), and your existing overall driveline length dimension is 42" (See B), the amount to shorten EACH driveline half would be 6 inches. Your driveline is now ready to reassemble and use.



1 Remove guard and separate driveline halves. Shorten guard halves, pic. 1) and profile tube halves pic. 2) to required length.



3 Round off all sharp edges and remove burrs.



4 Thoroughly grease sliding profiles.



5 Reassemble guard halves. Both profile tubes should extend 40-mm (1.58") beyond the end of the guard tubes.



6 Reassemble driveline halves together making sure they slide (telescope) easily and ensure guards rotate freely on yokes.